

Insert
ASN LOGO
here

ASN CERTIFICATE NUMBER

SAFETY CAGE CERTIFICATE

In compliance with FIA Homologation Regulations for Safety Cages

USE PROHIBITED FOR SAFETY CAGES OF HISTORIC VEHICLES

This Certificate is valid only for the Safety Cage bearing the Serial Number shown on Page 7 of 8

Safety Cage Manufacturer	_____
Address	_____ _____
Phone n° + Email	_____

The structure shown on this form is manufactured for the following vehicle:

Make	_____	Model	_____	Year/Model Identifier	_____
Vehicle Homologation Number(s)* *if applicable		_____			
The safety cage is validated with a maximum mass* of		_____ kg			
<p>Note*: This safety cage cannot be installed in a car with a mass greater than the mass used for the validation and indicated above. Any time in competition (fuel, oil, ballast(s), spare wheel(s), tool(s), etc.), the mass of the car with the crew must not be greater than the mass used for the validation and indicated above.</p>					
Compulsory use without co-driver			Yes <input type="checkbox"/>	No <input type="checkbox"/>	

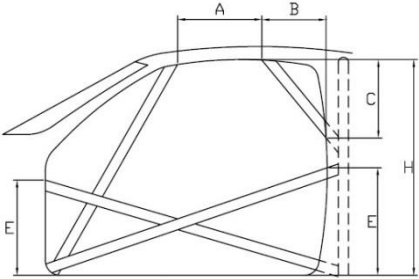
Drawing of front ¾ view of the Complete Structure showing the location of the identification plate

IT IS ACCEPTED BY ALL PARTIES AND ENTITIES CONCERNED WITH THIS DOCUMENT AND ITS CONTENT THAT,
IN THE LAST RESORT, THE FIA HOLDS FULL AUTHORITY TO TESTIFY TO THE REGULATORY VALIDITY OF THIS CERTIFICATE
IN CASE OF DIFFICULTIES REGARDING THE APPLICATION OR INTERPRETATION OF THE RULES
AND/OR REQUIREMENTS REFERRED TO ABOVE

Insert
ASN LOGO
here

ASN CERTIFICATE NUMBER

DETAILS OF STRUCTURE



A = _____ mm **B =** _____ mm
C = _____ mm **E =** _____ mm
H = _____ mm **(E is highest figure only)**

All Dimensions ± 5mm

Method of attachment to Body Shell	_____
Weight of Safety Cage, inc. fastenings	_____ kg

This document is valid only if fully completed and issued as a validated original document by
[ASN name] (The issuing ASN).

It must be presented, in full, on demand to FIA or ASN delegates or Technical Scrutineers of the Meeting (Competition).
The authorisation of this form by the issuing ASN certifies that the structure shown herein complies with the basic strength and configuration requirements of the FIA Homologation Regulations for Safety Cages.


It does not certify that the structure complies with the requirements of any particular competition or technical regulations.
This certificate becomes invalid if the structure is modified in any way from the design shown herein.

FOR THE USE OF THE ISSUING ASN ONLY		
The issuing ASN, having been satisfied that the Safety Cage design identified in this Certificate has been demonstrated to meet the requirements of the FIA Homologation Regulations for Safety Cages, certifies that the design of the Safety Cage Structure is valid for use, subject to the restrictions listed below, in all events sanctioned by the issuing ASN and International events sanctioned by the FIA.		
Name of Authorising Officer	_____	Insert ASN Stamp here
Position	_____	
Signed	Insert signature here	
Date of certification	____ / ____ / ____	
Expiry date*	____ / ____ / ____ *Date beyond which no cage may be manufactured any longer	
Remarks/Restrictions (For the use of the issuing ASN only)		
_____ _____ _____ _____ _____		

Insert
ASN LOGO
here

ASN CERTIFICATE NUMBER

LABELLED DRAWING OF THE SAFETY CAGE SHOWING ALL TUBING DIMENSIONS



All Dimensions $\pm 0.1\text{mm}$		Show location of each type on drawing		
Tube / Member	Label	Grade of Steel	External Diameter (OD)	Wall Thickness (WT)
Main Rollbar			mm	mm
Front (or Lateral Rollbar)			mm	mm
Backstays			mm	mm
Main rollbar Diagonal members			mm	mm
Backstay Diagonal members			mm	mm
Roof Reinforcements			mm	mm
Doorbars			mm	mm
Windscreen Pillar Reinforcements			mm	mm
Harness Bar			mm	mm
			mm	mm
			mm	mm
			mm	mm
			mm	mm
			mm	mm
			mm	mm
			mm	mm
Total length of all tubes < 40 mm OD			mm	15 m maximum

Insert
ASN LOGO
here

ASN CERTIFICATE NUMBER

PHOTO 1
FRONT ¾ VIEW OF CAGE




PHOTO 2
REAR ¾ VIEW OF CAGE




PHOTO 3
VIEW FROM SIDE OF CAR




PHOTO 4
MAIN ROLLBAR TO FLOOR ATTACHMENT




PHOTO 5
REAR BACKSTAY TO BODYSHELL ATTACHMENT





PHOTO 6
FRONT ROLLBAR TO FLOOR ATTACHMENT



Insert
ASN LOGO
here

ASN CERTIFICATE NUMBER

PHOTO 7
FRONT ROLLBAR TO "A" PILLAR ATTACHMENT

IF NO PHOTOGRAPH IS ATTACHED, THE STRUCTURE
DESCRIBED
ON THIS FORM HAS NO "A" PILLAR ATTACHMENT
Without painting

PHOTO 8
MAIN ROLLBAR TO "B" PILLAR ATTACHMENT

IF NO PHOTOGRAPH IS ATTACHED, THE STRUCTURE
DESCRIBED
ON THIS FORM HAS NO "B" PILLAR ATTACHMENT
Without painting

PHOTO 9
ATTACHMENT TO FRONT SUSPENSION

IF NO PHOTOGRAPH IS ATTACHED, THE STRUCTURE
DESCRIBED
ON THIS FORM DOES NOT HAVE AN
ATTACHMENT TO THE FRONT SUSPENSION TOWERS
Without painting

PHOTO 10
ANTI-INTRUSION DOORBAR - DRIVER

Without painting

PHOTO 11
ANTI-INTRUSION DOORBAR – CO-DRIVER

Without painting

Insert
ASN LOGO
here

ASN CERTIFICATE NUMBER

PHOTO 12
SHOULDER HARNESS ATTACHMENT – DRIVER

IF NO PHOTOGRAPH IS ATTACHED, THE STRUCTURE
DESCRIBED
ON THIS FORM DOES NOT HAVE AN
ATTACHMENT FOR THE SAFETY HARNESS SHOULDER STRAPS
Without painting

PHOTO 13
SHOULDER HARNESS ATTACHMENT – CO-DRIVER

IF NO PHOTOGRAPH IS ATTACHED, THE STRUCTURE
DESCRIBED
ON THIS FORM DOES NOT HAVE AN
ATTACHMENT FOR THE SAFETY HARNESS SHOULDER STRAPS
Without painting

PHOTO 14
LOCATION OF IDENTIFICATION PLATE

Without painting

PHOTO 15
DETAIL OF IDENTIFICATION PLATE

Without painting

PHOTO 16
OTHER DETAILS OF CAGE

Without painting

PHOTO 17
OTHER DETAILS OF CAGE

Without painting

Insert
ASN LOGO
here

ASN CERTIFICATE NUMBER

V.I.N. or Chassis Identification Number	_____
Safety cage identification Number	_____
FIA Sticker Number	_____
Date of installation of the sticker *	_____

* Cannot be later than the expiration date indicated on page 2/8

FIA STICKER FOR ASN SAFETY CAGE - LOCATION

Photo showing location of sticker affixed to the cage
Painting accepted

**USE NOT PERMITTED FOR SAFETY CAGE CERTIFICATES
VALIDATED BEFORE 01.01.2021**

**COMPULSORY USE FOR SAFETY CAGE CERTIFICATES
VALIDATED AS FROM 01.01.2021**

FIA STICKER FOR ASN SAFETY CAGE - ZOOM

Photo showing location of sticker affixed to the cage
Painting accepted

**USE NOT PERMITTED FOR SAFETY CAGE CERTIFICATES
VALIDATED BEFORE 01.01.2021**

**COMPULSORY USE FOR SAFETY CAGE CERTIFICATES
VALIDATED AS FROM 01.01.2021**

CHASSIS NUMBER

Photo of chassis number affixed to the car
Painting accepted

SAFETY CAGE NUMBER

Photo of cage identification plate affixed to the cage
Painting accepted

FIA STICKER

! IMPORTANT !

THE FIA STICKER DUPLICATE MUST BE AFFIXED HERE
(IDENTICAL TO FIA STICKER AFFIXED TO THE CAGE)

USE NOT PERMITTED FOR SAFETY CAGE CERTIFICATES VALIDATED BEFORE 01.01.2021

COMPULSORY USE FOR SAFETY CAGE CERTIFICATES VALIDATED AS FROM 01.01.2021

<p>Insert ASN LOGO here</p>

<p>ASN CERTIFICATE NUMBER</p>

MANUFACTURER'S DECLARATION AND DETAILS:

I declare that the Safety Cage Structure described on this form and fitted to the vehicle described above:

- was constructed and installed in accordance with the specifications and design shown herein.
- has been manufactured so that all aspects of the Safety Cage design, including configuration and strength requirements and welded and demountable joints and mountings, will be in conformity with the requirements of the FIA Homologation Regulations for Safety Cages.
- has been identified by an engraved plate bearing the name or logo of the manufacturer, the ASN Certificate number and a unique manufacturer's serial number.

Manufacturer's Name	_____	<p>Insert Manufacturer Stamp here</p>
Address	_____ _____ _____	
Phone n° + Email	_____	
Signature:	Insert signature here	
Name of Signatory#:	_____	

MANUFACTURER'S AGENT: (For Safety Cages installed by an Agent)

The following Agent is authorised to act on the manufacturer's behalf to install this Safety Cage design.

Agent's Name	_____
Address	_____ _____ _____
Phone n° + Email	_____

<p>Instructions to the installer of the Safety Cage</p> <p style="text-align: center;">The ASN may list here any instructions it wishes to be followed for the processing of the certificate</p>

Insert
ASN LOGO
here

ASN CERTIFICATE NUMBER

SUPPLEMENTARY DOSSIER FOR CERTIFICATION FOR A SAFETY CAGE

Notice to Applicants: All information in this Supplementary Dossier will be treated as Confidential by [ASN], and no information on the present form will be released without the permission of the applicant, other than when requested by the FIA or statutory authorities.

ASN instructions here

Such Certificate will be invalid if the structure is modified in any way from the design shown herein.

MANUFACTURER'S DECLARATION AND DETAILS:

I declare that all Safety Cage Structures built to the design described on this form:

- will be constructed by me, or under my supervision, or by my authorised agent in accordance with the specifications and design shown herein.
- will be manufactured so that all aspects of the Safety Cage design, including configuration and strength requirements, welded and demountable joints and mountings, will be in conformity with the requirements of the FIA Homologation Regulations for Safety Cages.
- will be identified by an engraved plate bearing the name or logo of the manufacturer, the [ASN] Certificate number and a unique manufacturer's serial number.

Name of Manufacturer	_____	Insert Manufacturer Stamp here
Address	_____ _____ _____	
Phone n° + Email	_____	
Signature	Insert signature here	
Name of Signatory	_____	
Date	____ / ____ / ____	



ASN CERTIFICATE NUMBER

--

TESTING CENTRE OR ENGINEERING COMPANY REPORT

If a report is required, please give details below, and submit the report with this application :

Name of Testing Centre recognised by the FIA or Company approved by the FIA for the calculation of safety cages	_____
Test report number	_____
Date of Test or Issue of Report	_____
Calculation report number	_____
Date of Calculation or Issue of Report	_____

MANUFACTURER’S DOSSIER

Your ASN may require you to submit a Manufacturer’s Dossier, or provide other information if you have not previously been authorised to produce safety cages. Please contact your ASN to ascertain what requirements, if any, may be imposed prior to the issuing of this Certificate.